



THE DIVINE FREQUENCIES* SOUND FQDIVS

"If you want to discover the secrets of the universes, think in terms of creative energy, but also of a more structural matter, the divine frequencies which also remain informational vibrations connected in all things.

David Diaz.

FREQUENCES VIBRATOIRE DIVINES

Scalar waves harness the cosmic energy around us for our benefit. All tools are easy to use and completely safe. This technology helps you to improve your lifestyle, your health, your general well-being and to help you achieve your goals in life.

1. History of life frequenciesPage 1

2. AboutPage 3

3. How to use headphones and speakersPage 4
with FQDIVS (divine sound frequencies)Inspired by the work of Royal Raymond Rife called "the man who cured cancer as well as Nikola Tesla and many other wonderful beings.

4. About the timesPage 6

5. More informationPage 7

6. Short glossary of termsPage 8

7. TroubleshootingPage 9

Why the word divine?

The answer is that everything that corresponds to life and de facto relates to the realm of the divine



1. History of life frequencies

The so-called FQDIVS frequencies remain a frequency therapy tool that corresponds to David Diaz' values about a special ethics of the living world. This new technology uses the resonance frequency of life. The objective of this science and technology of life is to offer to the greatest number of people a useful understanding in order to take back in hand this marvellous life which animates you and us internally and externally.

The aim is to allow the use of a computer or any other electronic interface (smartphone...) as a powerful radio treatment machine as a complete alternative health system without side effects. Knowing that this work includes all the latest frequency therapy technologies that can be made available to the general public.

Characteristics of harmonic frequencies known as FQDIVS :

- Sine, square and scalar waves and modulation

Use of current or future creations :

- Powerful for pain relief, insomnia, weight loss and more -
A complete chakra balancing and alignment system
- Special frequencies with waveforms used for healing throughout history

We are in a civilisation where medical or surgical activity is very present, so it is necessary to specify:

- **The techniques contained in all videos are for reference only and should not be used as medical advice;**
- **The information contained in the harmonic frequencies is intended to give you the tools you need to make informed decisions about your health through faith and thus bring you the lifestyle you desire.**



2. About us

The aim is to use the harmonic frequencies known as "Divine Sound Frequencies" (DSF) using a simple computer. This new science is simple and affordable for everyone. The objective of this FQDIVS technology is also associated with the world of creation with respect for the living. The harmonic frequencies known as FQDIVS "divine sound frequencies" work incredibly well for many things.

There is a lot of controversy on the web about how computer "sounds" could not work with a simple computer or speaker. In any case, the FQDIVS tool easily meets the challenge.

The waveforms being listened to can therefore be used with headphones and can be used for many things such as pain relief, anxiety, stress relief, etc.

This technology is slightly similar to binaural beats, FQDIVS bridged the gap between resonance treatments and other problems that accompanied diseases. It made possible a complete alternative computerised health system. This has become the goal and concept of life frequency systems to this day. The concept of healing accessible to all with a simple computer has become a factual reality.

This technology, based on RIFE frequencies, has made its way not only into the offices of alternative health practitioners around the world, but can also be found in some mainstream hospitals now. It is also widely used by physiotherapists and chiropractors and has replaced the old Tens Unit technology. It has even been used by surgeons to prevent MRSA.

Now the FQDIVS tool is a new milestone in frequency therapy for healing. It takes all the goodness and power of FQDIVS to make it one of the most powerful healing systems available today for everyone.

3. How to use with FQDIVS headphones or speakers

It is important to understand that the goal is to get frequencies into the body where they are needed. The good thing is that sound is 5 times more efficient in water than in air. This is how whales communicate over great distances in the ocean. Fortunately, we are made up mainly of water. So sound is very effective in using frequencies for healing.

Taking this into account, it is a good idea to have a good set of earphones and circumaural speakers. Indeed, laptop speakers will not work with this technology (FQDIVS-C/CZ), as they do not have the frequency range to perform the required frequencies. There are recommendations for the following speakers and headphones:

Recommended mark for **FQDIVS-C** or **FQDIVS-CZ** technologies:

Beyerdynamic or equivalent in technological design.

Minimum frequency of 5 to 9 Hz (one value, the lower is recommended)

Maximum frequency of 35 to 40 KHz (one value, the higher is recommended)

Proposal of sites in France (this list is only a proposal for France. For other countries, please take into account the brand and the recommended characteristics):

At the request of many members, here is a proposal according to your budget:

[DT 240 PRO **](#), [DT 777 PRO 32 **](#), [DT 770 ***](#), [DT 1770 PRO ****](#)

****/**:** More than enough - ideal compromise (features/price) for listening as well as application to body areas.

****** :** Optimal listening comfort with faithful audio reproduction (high acquisition cost)

https://www.thomann.de/fr/beyerdynamic_casques_studio.html?feature-16969%5B%5D=Over-Ear&gk=ZUKOSK&manufacturer%5B%5D=beyerdynamic&bn=beyerdynamic&filter=true]

[https://www.bax-shop.fr/casques-studio/beyerdynamic?filters\[order\]=score&filters\[price\]\[min\]=0&filters\[price\]\[max\]=300&filters\[q\]=&filters\[20677\]\[\]=87971&filters\[20676\]\[\]=83243&grid=list](https://www.bax-shop.fr/casques-studio/beyerdynamic?filters[order]=score&filters[price][min]=0&filters[price][max]=300&filters[q]=&filters[20677][]=87971&filters[20676][]=83243&grid=list)

<https://www.woodbrass.com/casques/casques+studio/headphones+studio+open>

If the headphone output volume (maximum volume) is low for use on the body, you should use a portable amp:

- FIIO Q1 MARK II DAC AK4452 & Headphone Amplifier ****


<https://www.son-video.com/article/haute-fidelite-amplificateurs-amplis-casque-portables/fiio/q3>

******:** Full frequency range reproduction with DT 240 PRO to DT 1770 PRO headphones

The brand Beyerdynamic, FIIO is offered as an indication. If you have equipment with the same characteristics, a new purchase is not necessary.

Basically, there are 4 ways to get frequencies in the body using sound:

- **Over-the-ear headphones for technology :**
FQDIVS-O
- **Sitting close to the speakers :**
FQDIVS-A
- **Helmet on body for technology :**
FQDIVS-C, the headphones are placed on the stomach area.



- **Helmet on a body area (on a specific area) for :**
FQDIVS-CZ place the speakers on the body (Bluetooth wireless speakers are perfect for this)



For the FQDIVS-C and FQDIVS-CZ technique, drink a few glasses of water after each session. Warm water (20-30°) with honey and lemon is also recommended as it potentiates the assimilation of the FQDIVS frequencies by your cells and organs (the mixture of water/honey/lemon must not be acidic).

Headset in the abdomen area, technology: **FQDIVS-C**, the earpiece should be placed 2 inches above your belly button.

For example, if someone has a prostate problem (**FQDIVS-CZ**), earphones can be placed in the front pelvic area. The frequencies will easily reach the prostate.

How loud should the sound be when using the FQDIVS-C and FQDIVS-CZ tools?

When using headphones (**FQDIVS-C** and **FQDIVS-CZ**) placed on the body (**NOT THE EARS**), we recommend that you set the levels to 100%, as headphones are fairly low volume devices. If your speakers are crackling at 100% it means that the physical capacity of the components has been reached, so adjust the volume to between 75 and 95%.

When using loudspeakers (**FQDIVS-O**, **FQDIVS-A**), a medium volume is appropriate. The sound does not have to be loud (**FQDIVS-O** and **FQDIVS-A**).



4. About the tenses

The times vary according to the sound design for each section, but this is a general guideline.

For work/practice, **FQDIVS-C** and **FQDIVS-CZ** sessions of 40-60 minutes twice a day are standard, until the problem is eliminated. They can be used longer for severe problems without side effects.

However, whenever you use FQDIVS frequencies, it is necessary to drink 2 to 3 glasses of water (preferably with freshly squeezed lemon) per session.

For **FQDIVS-O**, **FQDIVS-A** technologies, 30 minutes for pain or insomnia is common. Do not use the frequencies all night. 5 minutes can do wonders.

The chakra creations and ancient sounds can be performed throughout the day if you wish. Many people spend long hours in deep meditation at these frequencies.

Licence

You are a member (you also support this project) and I think that the subscriptions are reasonable. Please do not copy or share this unique work which requires a lot of work. Your membership remains a support to maintain the current services. It is also a fair salary to support the author/creator.

To date, the contents are not encrypted against piracy (illegal copying), the trust in you, the member, who supports this work remains sufficient in my opinion.

This work should be used in a strictly private/confidential setting. The tool is currently working in online mode only. Resale and any form of commercialization is not allowed according to the copyright.



4. More information

This divine FQDIVS (divine sound frequencies) technology will bring you years of valuable service, unavailable in any other form.

Illness and disharmony of any kind remain difficult in many cases and we want to get better NOW. This is the best way to do it. Sometimes it may take a few days. For some things it may be long term. Patience is a good practice.

Frequency technology is exciting, fascinating and powerful. It has the potential to change the way humans look at everything, certainly from a medical perspective and certainly from a metaphysical perspective. As we move through the universe, the physics and metaphysics blend together as we learn and understand more.

Our consciousness is rapidly increasing as humans. To date, there has never been a technology released (to the public) with the power and potential of FQDIVS.

Frequencies are the basis of all things. We recommend that you read this material and learn about Applied Kinesiology (AK) at least to a minimal degree, as its use in diagnosis far exceeds most diagnostic tools, which cost thousands of dollars. You can do it yourself and do it for free.

Nikolas Tesla and other pioneers brought frequencies and their interactions with people, cells and the universe to light. There has been strong opposition to their work and ours, mainly because it is not profitable for some companies for people to have this technology.

6. Brief glossary of terms

Frequency :

Frequency is the number of occurrences of a repetitive event per unit of time. It is also called temporal frequency. The period is the length of a cycle in a repetitive event, so the period is the inverse of the frequency.

Hertz (Hz) :

The hertz (symbol: Hz) is the SI unit of frequency defined as the number of cycles per second of a periodic phenomenon. One of its most common uses is the description of sine waves, especially those used in radio and audio applications. Hz are also described in these units:

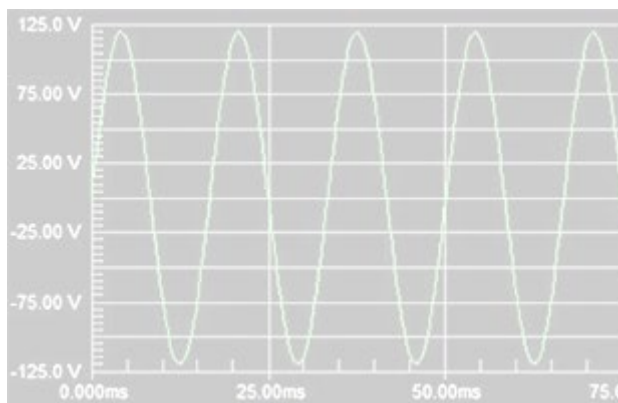
Kilohertz (KHz): 1000 Hz (one thousand hertz per second)

Megahertz (MHz): 1000000Hz (one million hertz per second)

Gigahertz (GHz): 1000000000 (one billion hertz per second)

Further explanation: Frequency is measured in units called Hertz. The short symbol for hertz is Hz.

A sine wave is a single frequency in a sine pattern. A pure sine wave will not generate any harmonic frequencies. Harmonic frequencies are frequencies below and above the original frequency, normally caused by noise in a waveform or the sidebands of a square wave.



The most common instruments used to view and measure frequencies and waveforms are the oscilloscope, spectrum analyser and voltmeter.

Scalar waves :

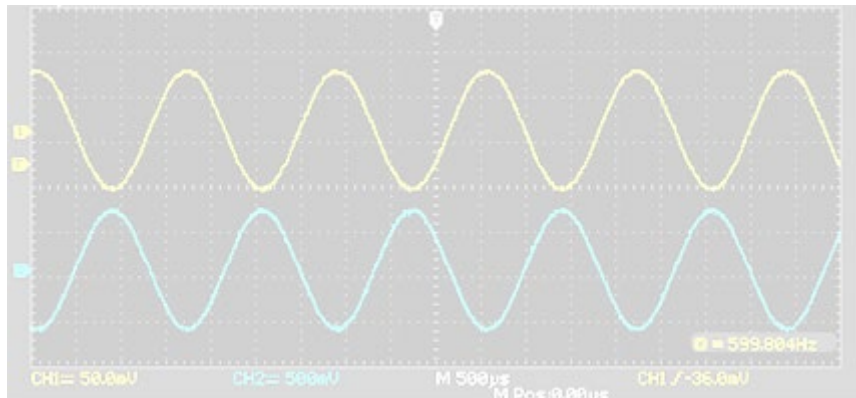
Scalar waves in their simplest form are waveforms of equal amplitude and frequency that are exactly opposite in phase and are illustrated below.

Scalar waves were first discovered by the great Nikola Tesla. He used a series of coils to obtain these remarkable waveforms, also known as "longitudinal waves".

Waveforms like these cancel each other out and create a "Zero Point Energy" state. This is where the mystery occurs, because energy cannot be cancelled. It still exists. They have been used for energy experiments (called zero point energy), levitation and many other off-the-wall purposes. Our latest life frequency systems have implemented it into the FQDIVS systems for your experiments. The results in scalar wave healing have been remarkable.



PI's FQDIVS scalar waves are very accurate. This is a unique achievement in my opinion in the world of frequency therapy. This has never been possible before and our latest life frequency tools are the first to meet and overcome the challenge.



In order to allow scalar waves to be heard, we have added a 3rd phase signal. Without it, you wouldn't hear anything, because the waveforms cancel each other out. That being said, if you have a well-matched set of speakers and are running scalar waves, you can always position your head in front of the speakers where you won't hear anything. Quite interesting indeed...

7. Troubleshooting

This is a section for researching the possible causes of problems you may encounter on specific computers and solutions.

No sound from speakers or headphones:

Check your sound card settings. Make sure the sound card level is correct in your Windows Control Panel, Sound input section. Check your connections to your speakers or headphones. Try playing a song with Windows Media Player or other playback software. If you have audio, everything will work. If not, there may be a problem with your sound card. Check the website of your computer or sound card manufacturer and install the latest drivers.

The sound is jerky or breaks up:

You may have too many services or programs running at the same time. This usually happens when someone buys a computer from a large retail manufacturer who has installed several trial versions of third-party software.